

SOUTH CAROLINA BAPTIST CONVENTION


PHOTOGRAPHY GUIDE




**SOUTH CAROLINA
BAPTIST CONVENTION**




WHAT STORY IS GOD WANTING TO TELL?



First of all, thank you so much for wanting to use your gifts to serve the Lord and your church! We are very grateful for your service and we can't wait to see what God does through you.



We are always looking for ways to tell God's story and a great way to do that is through photography. Whether that's through a greeter saying hello, a husband and wife worshipping, or friends studying the Bible together, God is always up to something and there is always a story to tell.



A good place to start when you are taking photos at a service or event is asking yourself the question, "What story is God wanting to tell today?"





Group shots show interest and engagement.



Group shots with a single subject in focus show emphasis.



Telephoto lenses allow for intimate shots without invading space.





SCBC

PRACTICAL TIPS

1. People relate to people. Capture faces, especially smiling faces.
2. Observe the room and know what is around you.
3. Wait for a candid moment, they are always the best.
4. Arrive early so that you can get volunteer/prayer meetings.
5. Grab a few friends and ask if you can get a quick shot.

DO'S AND DONT'S

- ✓ Make sure that your camera batteries are charged.
- ✓ Have your shutter mode set to 'silent'.
- ✓ If you don't have a professional camera use your smart phone. Clean your lens and look for good lighting.
- ✓ Wear all black/dark colors.
- ✗ Don't use flash during services.
- ✗ No specific shots of offering buckets or note taking
- ✗ Do not shoot children unless you have permission.